


NOPTIERA DOUGLAS

CONFIRMATOR 7/50



Demontabil + tija



SURUB 3.5 x 16



BALAMALE APLICATE



SURUB 3.5 X 40



MANER



CIJUE



TALPA ALUNECATOARE



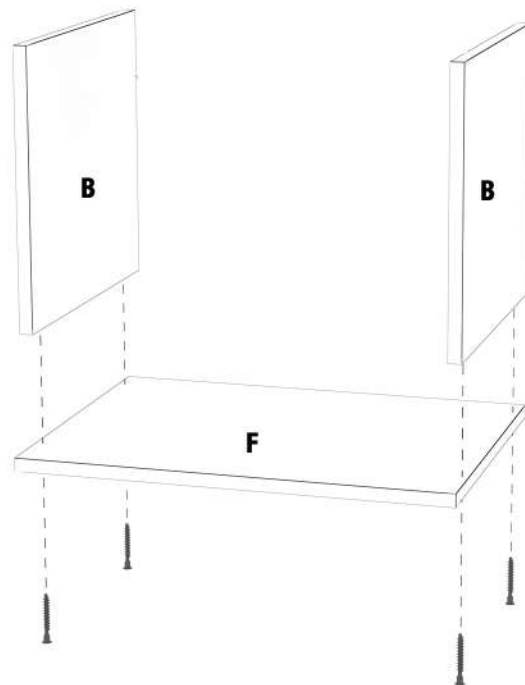

CEP LEMN



*REPERELE SUNT PENTRU UN SET DE 2 NOPTIERE



1. Se prinde Tavanul (A) de Laterale (B) cu 4xCP(coltar Plastic) cu surube S3x8
2. Se ataseaza F (fundul) prin 4 confirmatoare (C)

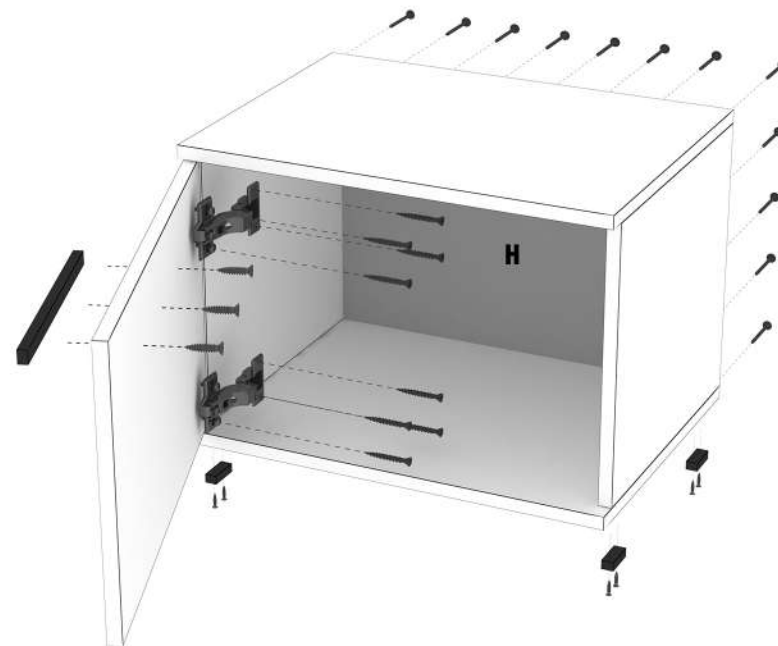


3. Se aduce corpul la vinclu de 90° si se fixeaza spatele H utilizand cuie (C9)

4. Se prinde usa cu balamale (BA) cu 2 x 4 x D

5. Se prinde manerul usii (M) cu 3 x D3

6. Se fixeaza talpile TA cu 2 x 4 x D



Montajul necorespunzator atrage dupa sine PIERDEREA GARANTIEI!