


# NOPTIERA MONDO

CONFIRMATOR 7/50



DEMONTABIL CU EXCENTRIC




SURUB 3.5 x 16



BALAMALE APLICATE




SURUB 3.5 X 40



MANER



CUIE



TALPA ALUNECATOARE



CEP LEMN

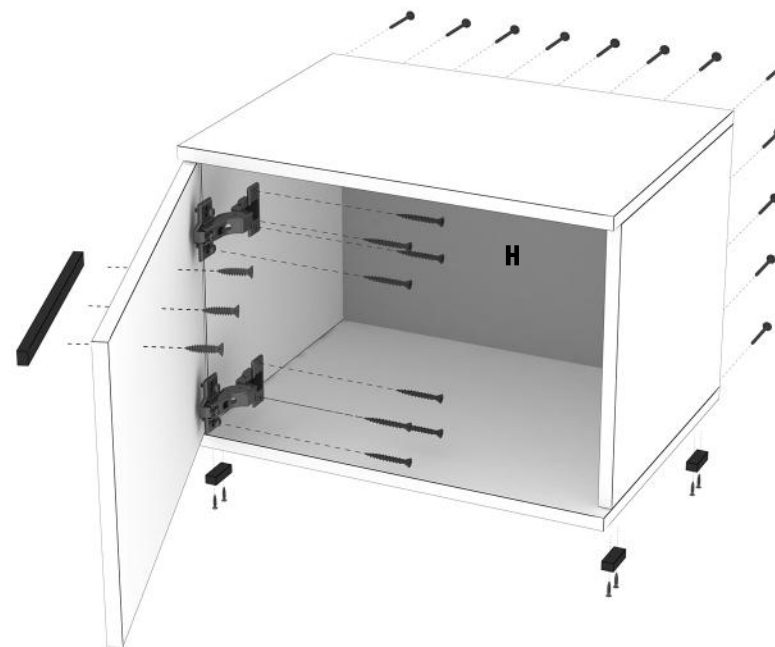
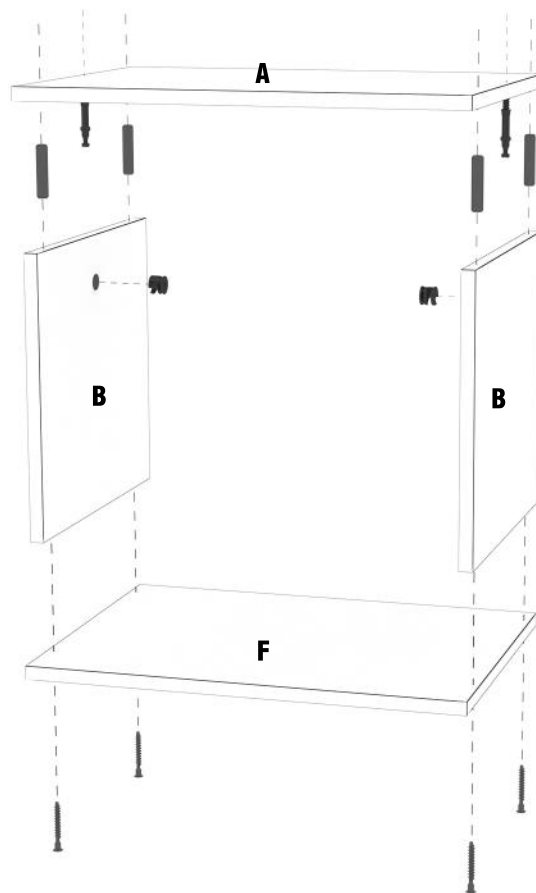


\*REPERELE SUNT PENTRU UN SET DE 2 NOPTIERE



1. Se monteaza pe B cate 2 cepi de lemn si in centru se monteaza KD
2. Se infileteaza 2 x KD pe A si se fixeaza cu B prin cei doi cepi de la pasul 1 si prin strangerea KD cu surubelnita
3. Se ataseaza F (fundul) prin 4 confirmatoare (C)

4. Se aduce corpul la vinclu de 90° si se fixeaza spatele H utilizand cuie (C9)
5. Se prinde usa cu balamale (BA) cu 2 x 4 x D
6. Se prinde manerul usii (M) cu 3 x D3
7. Se fixeaza talpile TA cu 2 x 4 x D



Montajul necorespunzator atrage dupa sine PIERDEREA GARANTIEI!